

INTERNAL QUALITY ASSURANCE CELL

THREE TIER FEEDBACK SYSTEM (STUDENTS, TEACHERS AND ALUMNI)

2022-23

GOVERNMENT DEGREE COLLEGE PULWAMA NAAC ACCREDITED GRADE A

Introduction

The Three tier feedback system is meant to know about the feelings of students with regard to different functional components of the College. This system is developed mainly for the purpose of students to give their feedback about their teachers and the college. The college collects the feedback on curriculum aspects and courses from different stakeholders such as the students, alumni, and faculty members. The questionnaires designed by the college IQAC has been used in conducting the survey on three tier feedback system. Google form was shared with the students and on the basis of responses received; analysis has been done for all the questions of the survey. The semester wise distribution of students from whom feedback was obtained. An effort was made to assess student feedback on teachers, Students and Teachers feedback on the college and Alumni feedback of the college. Questions were designed to assess various aspects of teaching, learning & evaluation. After analysing the data recommendations from IQAC were forwarded to the Worthy Principal for necessary action.

Annexure I: Students Feedback of the teachers in the academic session 2022-23.

1. My teacher Starts and ends class on time?

Rating	Number of students
Always (5)	3741
Often (4)	246
Sometimes (3)	63
Rarely (2)	18
Never (1)	25
Not Sure	0

2. My teacher Completes syllabus of the course assigned for the period?

Rating	Number of students
Always (5)	3652
Often (4)	342
Sometimes (3)	58
Rarely (2)	24
Never (1)	15
Not Sure	2

3. My teacher Schedules and informs students in advance about course layout, Tutorials, assignments, class test, quizzes, assessments etc, that may have to be conducted for the course and conducts them on time.

Rating	Number of students
Always (5)	3603
Often (4)	338
Sometimes (3)	107
Rarely (2)	20
Never (1)	20
Not Sure	5

4. My Teacher Is well-prepared for class

Rating	Number of students
Always (5)	3770
Often (4)	222
Sometimes (3)	55
Rarely (2)	22
Never (1)	21
Not Sure	3

5. My teacher's Communication skills are up to the mark?

Rating	Number of students
Always (5)	3727
Often (4)	275
Sometimes (3)	52
Rarely (2)	25
Never (1)	12
Not Sure	2

6. My teacher Encourages students to ask questions?

Rating	Number of students
Always (5)	3684
Often (4)	295
Sometimes (3)	80
Rarely (2)	14
Never (1)	15
Not Sure	5

7. My teacher Tries to create interest in the subject and tries to make class interactive?

Rating	Number of students
Always (5)	3695
Often (4)	280
Sometimes (3)	72
Rarely (2)	21
Never (1)	18
Not Sure	7

8. My teacher Extends help to students irrespective of gender, ethnicity & culture?

Rating	Number of students
Always (5)	3760
Often (4)	229
Sometimes (3)	50
Rarely (2)	12
Never (1)	28
Not Sure	14

9. My teacher Inspires students towards ethical conduct and right actions?

Rating	Number of students
Always (5)	3684
Often (4)	300
Sometimes (3)	65
Rarely (2)	17
Never (1)	12
Not Sure	15

10. My teacher Helps me identify my strengths and weaknesses and guides me to improve?

Rating	Number of students
Always (5)	3643
Often (4)	335
Sometimes (3)	71
Rarely (2)	20
Never (1)	15
Not Sure	9

11. My teacher helps me develop soft skills, life skills and employability skills?

Rating	Number of students
Always (5)	3640
Often (4)	327
Sometimes (3)	75
Rarely (2)	24
Never (1)	21
Not Sure	6

12. My teacher Uses innovative teaching method like new software tools, digital gadgets, innovations in teaching.

Rating	Number of students
Always (5)	3592
Often (4)	327
Sometimes (3)	103
Rarely (2)	29
Never (1)	26
Not Sure	16

13. My teacher encourages me to participate in extracurricular activities?

Rating	Number of students
Always (5)	3606
Often (4)	322
Sometimes (3)	103
Rarely (2)	30
Never (1)	23
Not Sure	9

14. My Teacher Ensures that Tutorials and Assignments are based on subject content?

Rating	Number of students
Always (5)	2936
Often (4)	216
Sometimes (3)	55
Rarely (2)	17
Never (1)	13
Not Sure	5

15. Overall how would you rank your teacher in the period under reference?

Rating	Number of students
Outstanding	3541
Very Good	448
Good	91
Average	6
Needs Improvement	7
Not Sure	0

S.NO.	Name	Class Students	Total Feedback	Outstanding	Very Good	Good	Average
1	Suraya Jan	96	50	36	10	3	1
2	Dr Javid Ahmad Shah	193	123	111	11	1	0
3	DR. Hilal Ahmad Ganaie	97	74	68	5	1	0
4	Asif Iqbal Kawoosa	199	61	57	2	1	0
5	Dr. Nighat Shafi	43	32	26	4	2	0
6	Master Showkat Ali	281	115	102	12	0	1
7	Dr Parvaiz Ahmad	90	61	53	6	2	0
8	Dr. Firdous Ahmad Khan	60	29	26	2	1	0
9	MOHD ASHRAF	26	23	21	2	0	0
10	Javeed Mohiud din	66	18	14	4	0	0
11	Dr Saduf Nisar	124	35	26	7	1	0
12	Dr Fayaz Ahmad Lone	78	17	15	2	0	0
13	Farooq Ahmad Pandith	94	35	32	2	1	0

14	Mr. Ali Mohammad	70	20	20	0	0	0
15	Dr.Mohd Hussain Zarger	155	89	81	8	0	0
16	IMRAN AHMAD MIR	41	15	13	2	0	0
17	Dawood Ahmad Bhat	172	60	57	3	0	0
18	Muneer Hussain Ganaie	344	105	100	4	1	0
19	Sanjay Kumar	365	221	195	20	5	1
20	Gh Mohd Nengroo	39	22	14	6	2	0
21	Abdul Raoof Shah	148	43	39	4	0	0
22	Jon Mohammad Bhat	184	69	62	6	1	0
23	Dr. Parvaiz Ahmad Bhat	92	58	50	7	1	0
24	Dr. Showkeen Bilal	116	80	74	4	2	0
25	Dr. Aushaq Hussain Dar	144	66	60	4	2	0
26	Dr Mudasir Altaf Bhat	176	51	40	8	3	0
27	Dr. Rayees sheikh	70	57	33	20	4	0
28	Tanveer Ahmad Zoie	228	100	82	13	4	0
29	Arshad Rasool	111	66	57	9	0	0
30	Dr Mohammad Amin	92	54	43	11	0	0
31	Dr Mohd Yousuf	75	53	49	2	2	0
32	Yunis Basit Sofi	115	99	93	6	0	0
33	Syed Azhara Yaqoob	105	61	53	5	2	1
34	Jahangir Ahmad Rather	66	49	21	23	5	0
35	Dr Shahid E Murtaza	112	69	63	5	1	0
36	Dr. Muzafar Wani	292	87	76	11	0	0
37	Hamidullah Ganie	370	159	141	14	3	0
38	BILAL AHMAD DAR	78	52	47	3	2	0
39	DR MOHD ABBAS	188	78	74	4	0	0
40	Dr Qulsum Akhter	222	78	55	15	8	0
41	Dr. Peerzada Yasir	162	111	98	10	2	1
42	Dr Tanveer Ahmad	108	62	59	3	0	0
43	Dr. Qudsia Rashid	58	25	20	4	1	0
44	DR Tota Banoo	46	25	22	3	0	0
45	Dr SHOWKAT	82	34	32	2	0	0
46	Bashir Ahmad Wagay	148	61	56	5	0	0
47	Imran Ahmad	358	209	179	24	6	0
48	Mohammad Irshad	56	17	13	3	1	0
49	Niyaz Ahmad wani	72	36	32	3	1	0
50	Dr. Javid Ahmad Bhat	85	71	61	9	0	1
51	Dr. Syed Rafi Ahmad	59	28	28	0	0	0
52	Mohd Shafi Dar	546	296	255	35	6	0

16. What are the 3 things you like best about the teacher or his/her classes?

Rating	Number of students
PUNCTUALITY	3014
SUBJECT KNOWLEDGE	3299
ATTITUDE	1545
Teaching Methodology	2836
LABORATORY INTERACTION	946

17. What are the 3 areas where you think improvement/change is needed?

Rating	Number of students
PUNCTUALITY	512
SUBJECT KNOWLEDGE	545
ATTITUDE	720
Teaching Methodology	746
LABORATORY INTERACTION	998

Annexure II: Student's and Teacher's Feedback for the College of the academic session 2022-23:

1. The office/administrative staff in the college are cooperative and helpful.

Rating	Number of Stakeholders
Always (5)	1222
Often (4)	142
Sometimes (3)	50
Rarely (2)	23
Never (1)	11
Not Sure	4

2. The library staff is cooperative and helpful

Rating	Number of Stakeholders
Always (5)	1206
Often (4)	174
Sometimes (3)	51
Rarely (2)	8
Never (1)	9
Not Sure	4

3. The PTI/APTI/Sports staffs are helpful and cooperative.

Rating	Number of Stakeholders
Always (5)	1212
Often (4)	152
Sometimes (3)	48
Rarely (2)	18
Never (1)	10
Not Sure	12

4. The laboratory staff is helpful and cooperative.

Rating	Number of Stakeholders
Always (5)	1184
Often (4)	170
Sometimes (3)	48
Rarely (2)	13
Never (1)	12
Not Sure	25

5. The classrooms are clean and well maintained and have adequate furniture?

Rating	Number of Stakeholders
Always (5)	1207
Often (4)	192
Sometimes (3)	31
Rarely (2)	12
Never (1)	4
Not Sure	6

6. The college has sufficient open spaces including lawns and parks

Rating	Number of Stakeholders
Always (5)	1262
Often (4)	153
Sometimes (3)	22
Rarely (2)	10
Never (1)	3
Not Sure	2

7. Sufficient playgrounds and playfields are available

Rating	Number of Stakeholders
Always (5)	1246
Often (4)	163
Sometimes (3)	28
Rarely (2)	7
Never (1)	4
Not Sure	4

8. Toilets / washrooms are clean and properly maintained.

Rating	Number of Stakeholders
Always (5)	1111
Often (4)	198
Sometimes (3)	78
Rarely (2)	31
Never (1)	27
Not Sure	7

9. The College caters to the requirements of the differently abled Students.

Rating	Number of Stakeholders
Always (5)	1227
Often (4)	165
Sometimes (3)	35
Rarely (2)	8
Never (1)	6
Not Sure	11

10. Adequate educational resources/ prescribed books / reading materials are available and accessible in the library

Rating	Number of Stakeholders
Always (5)	1254
Often (4)	147
Sometimes (3)	29
Rarely (2)	10
Never (1)	8
Not Sure	4

11. Adequate laboratory equipment, consumables and reagents are available

Rating	Number of Stakeholders
Always (5)	1202
Often (4)	167
Sometimes (3)	39
Rarely (2)	12
Never (1)	10
Not Sure	22

12. College has sufficient Smart Class rooms

Rating	Number of Stakeholders
Always (5)	1239
Often (4)	149
Sometimes (3)	36
Rarely (2)	11
Never (1)	6
Not Sure	11

13. Academic and Examination schedules are strictly as per uniform Academic Calendar issued by Higher Education Department and there is no delay in classes or conduct of examinations

Rating	Number of Stakeholders
Always (5)	1250
Often (4)	154
Sometimes (3)	33
Rarely (2)	8
Never (1)	4
Not Sure	3

14. The skill/vocational courses offered are as per needs/market demand.

Rating	Number of Stakeholders
Always (5)	1162
Often (4)	198
Sometimes (3)	53
Rarely (2)	17
Never (1)	6
Not Sure	16

15. College conducts Placement Melas/ camps regularly through College Career Counseling and Placement cell.

Rating	Number of Stakeholders
Always (5)	1061
Often (4)	200
Sometimes (3)	105
Rarely (2)	22
Never (1)	17
Not Sure	47

16. College works towards development of Innovation and start up culture.

Rating	Number of Stakeholders
Always (5)	1174
Often (4)	197
Sometimes (3)	46
Rarely (2)	18
Never (1)	6
Not Sure	11

17. Efforts are made by the institute/ teachers to inculcate soft skills, life skills and ethical values

Rating	Number of Stakeholders
Always (5)	1207
Often (4)	170
Sometimes (3)	44
Rarely (2)	12
Never (1)	9
Not Sure	10

18. I am part of mentor/mentee group

Rating	Number of Stakeholders
Always (5)	1088
Often (4)	175
Sometimes (3)	74
Rarely (2)	34
Never (1)	34
Not Sure	47

19. College regularly awards prizes, recognition and awards to meritorious students in academics, Sports and Extra Curricular activities

Rating	Number of Stakeholders
Always (5)	1187
Often (4)	183
Sometimes (3)	50
Rarely (2)	14
Never (1)	7
Not Sure	11

20. Various extra-curricular activities are offered through college clubs like Drama Club , Eco Club , Etc

Rating	Number of Stakeholders
Always (5)	1162
Often (4)	186
Sometimes (3)	62
Rarely (2)	17
Never (1)	7
Not Sure	18

21. Whenever I have a grievance, it is redressed quickly and effectively

Rating	Number of Stakeholders
Always (5)	1181
Often (4)	153
Sometimes (3)	72
Rarely (2)	17
Never (1)	7
Not Sure	22

22. College has a very good website which is regularly updated

Rating	Number of Stakeholders
Always (5)	1324
Often (4)	87
Sometimes (3)	22
Rarely (2)	9
Never (1)	6
Not Sure	4

23. College has a good on line software/ learning management System (LMS) which helps us in academic delivery and content management.

Rating	Number of Stakeholders
Always (5)	1209
Often (4)	161
Sometimes (3)	54
Rarely (2)	11
Never (1)	8
Not Sure	9

24. College has developed an online platform for teaching/ evaluation/seminars/workshops.

Rating	Number of Stakeholders
Always (5)	1177
Often (4)	169
Sometimes (3)	55
Rarely (2)	17
Never (1)	10
Not Sure	24

25. College has browsing center for students

Rating	Number of Stakeholders
Always (5)	1244
Often (4)	135
Sometimes (3)	32
Rarely (2)	20
Never (1)	9
Not Sure	12

26. Overall how would you rank the college during the period under reference

Rating	Number of Stakeholders
Outstanding	1188
Very Good	206
Good	39
Average	9
Needs Improvement	8
Not Sure	2

27. What are the 3 things you like best about the College:

Rating	Number of Stakeholders
Staff	1208
Infrastructure	975
Initiatives	535
ICT Implementation	437
College Environment	881
Placements	228

28. What are the 3 areas where you think college needs to improve:

Rating	Number of Stakeholders
Staff	209
Infrastructure	328
Initiatives	523
ICT Implementation	485
College Environment	359
Placements	702

Annexure III: Detailed Report of Student's and Teacher's Feedback in the academic session 2022-23.

- I. On the basis of feedback submitted by the students, it is quite evident that almost all the teachers attended the classes regularly and punctually.
- II. On the basis of feedback report submitted by the concerned student's, it observes that majority of the teachers completes the syllabus of the course assigned to him/her within the time period specified in the academic session 2022.
- III. It is revealed from the responses submitted by the students that the majority of the student has the same opinion that teachers inform and conducts their various course layout on time.
- IV. As per the feedback submitted by the students, it is quite evident that teachers prepare well for the class assigned during the academic session 2022.
- V. The feedback received from the students shows that the concerned teacher has a very good communication skill which helps the students in the proper understanding of the content of the course.
- VI. The report shows that the teacher creates a healthy and good learning environment in the class by encouraging the students to ask questions for clearing the doubts regarding the content taught in the class.
- VII. As per the feedback report from the students, the teacher not only encourages the students to ask questions but also patiently listens and answers the questions posed by students to clear their doubts.
- VIII. As per the feedback report from the students, in order to create a healthy learning environment in the class, the teacher regularly checks during the class the understanding of the students regarding the content taught.
- IX. The teacher always encourages the students to participate in the classroom discussions to make the teaching learning more interactive and interesting as revealed by the feedback report from the students.
- X. As per the feedback report from the students, the teacher makes the classroom more interactive and creates the interest among the students regarding the subject taught by involving them in the discussions, encouraging asking questions.
- XI. As per the feedback report from the students, the teacher maintains a discipline in the class by adhering to the rules and regulations.

- XII. As per the feedback report from the students, the teacher in the class treats all the students equally without any discrimination against the gender, caste, religion etc.
- XIII. Most of the students declare that the teacher always remains available for them for any kind of assistance whether regarding it is about the course taught, career counselling etc.
- XIV. The feedback received from the student's shows that the teacher not only encourages the students to participate in different academic activities but also to participate in different extracurricular activities conducted by the college for the overall development of the personality.
- XV. The teacher besides using the traditional methods of teaching in the classroom also uses the new methods of teaching and learning like new software's, digital tools and innovations.
- XVI. The feedback revealed that most of the students give outstanding rank to the teacher under reference.

Submitted to Competent authority for kind perusal and information.

COORDINATOR

IQAC

Copy to:

1. Principal Govt. Degree College Pulwama for information.
2. Coordinator IQAC for information.
3. Office Records.

Annexure IV: Alumina Feedback for the teaching learning process in the academic session 2022-23.

1. Name of Program/Stream					
		Frequency	Percent	Valid Percent	Cumulative Percent
Valid	B. Sc	13	31.0	31.0	31.0
	B.A.	29	69.0	69.0	100.0
	Total	42	100.0	100.0	

2. The curriculum taught in the college has been useful in my career					
		Frequency	Percent	Valid Percent	Cumulative Percent
Valid	3	2	4.8	4.8	4.8
	4	13	31.0	31.0	35.7
	5	27	64.3	64.3	100.0
	Total	42	100.0	100.0	

3. How would you rate the teaching faculty of the college?					
		Frequency	Percent	Valid Percent	Cumulative Percent
Valid	2	2	4.8	4.8	4.8
	3	2	4.8	4.8	9.5
	4	10	23.8	23.8	33.3
	5	28	66.7	66.7	100.0
	Total	42	100.0	100.0	

4. How would you rate the infrastructure and teaching learning facilities of the college					
		Frequency	Percent	Valid Percent	Cumulative Percent
Valid	1	1	2.4	2.4	2.4
	2	1	2.4	2.4	4.8
	3	6	14.3	14.3	19.0
	4	7	16.7	16.7	35.7
	5	27	64.3	64.3	100.0
	Total	42	100.0	100.0	

5. How would you rate the library facilities in the college					
		Frequency	Percent	Valid Percent	Cumulative Percent
Valid	2	2	4.8	4.8	4.8
	3	8	19.0	19.0	23.8
	4	15	35.7	35.7	59.5
	5	17	40.5	40.5	100.0
	Total	42	100.0	100.0	

6. How would you rate the physical education and sports facilities in the college					
		Frequency	Percent	Valid Percent	Cumulative Percent
Valid	1	1	2.4	2.4	2.4
	2	6	14.3	14.3	16.7
	3	8	19.0	19.0	35.7
	4	14	33.3	33.3	69.0
	5	13	31.0	31.0	100.0
	Total	42	100.0	100.0	

7. How would you rate the development of the college in recent years after you left the college					
		Frequency	Percent	Valid Percent	Cumulative Percent
Valid	3	2	4.8	4.8	4.8
	4	11	26.2	26.2	31.0
	5	29	69.0	69.0	100.0
	Total	42	100.0	100.0	

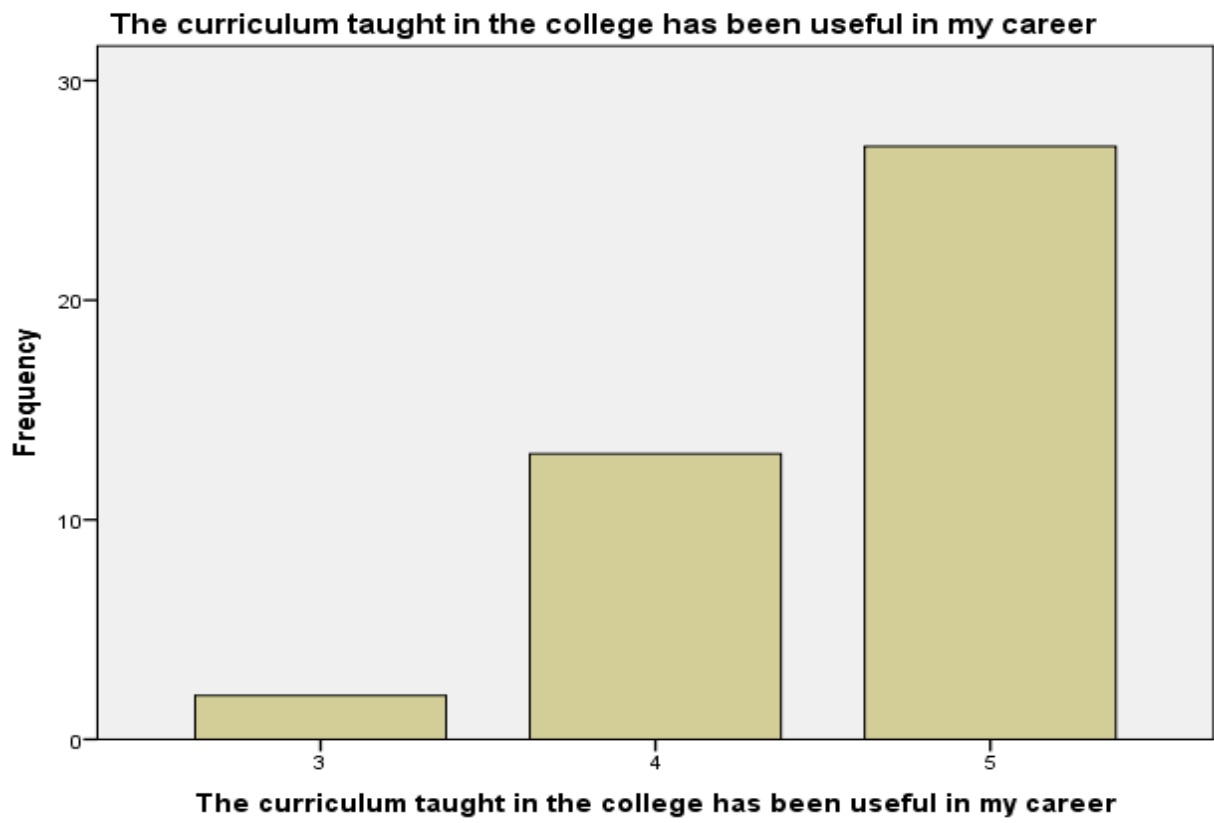
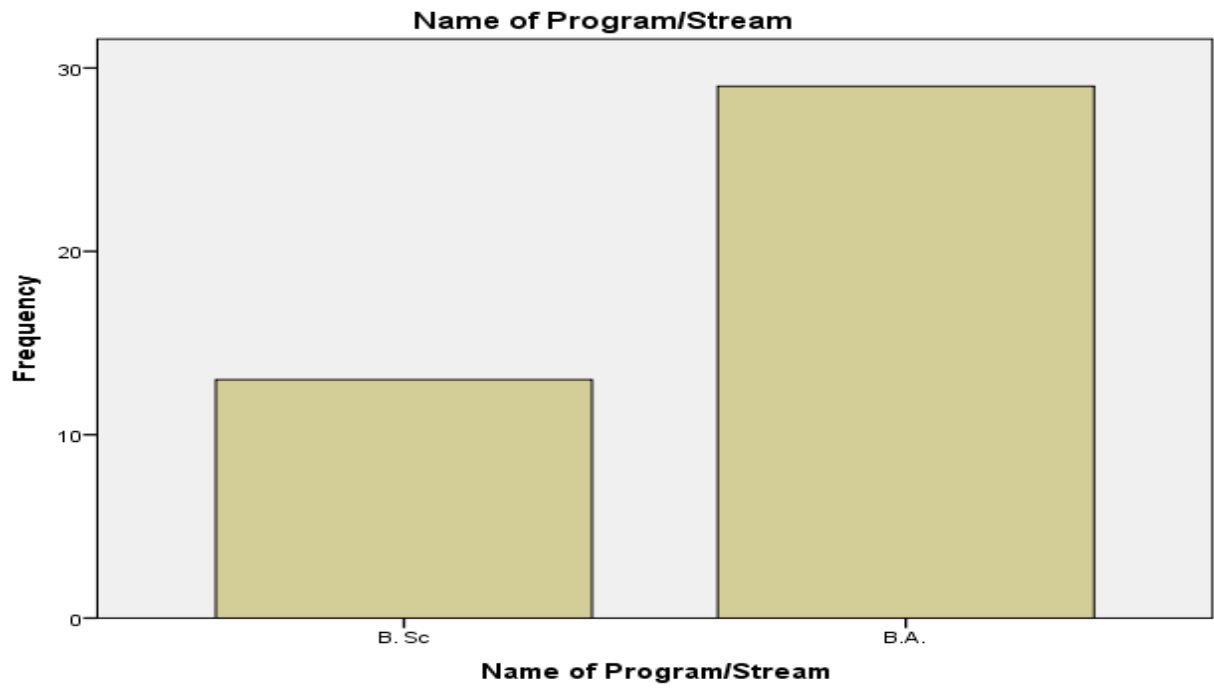
8. How would you rate the mentoring provided to students in the college					
		Frequency	Percent	Valid Percent	Cumulative Percent
Valid	1	1	2.4	2.4	2.4
	2	2	4.8	4.8	7.1
	3	5	11.9	11.9	19.0
	4	17	40.5	40.5	59.5
	5	17	40.5	40.5	100.0
	Total	42	100.0	100.0	

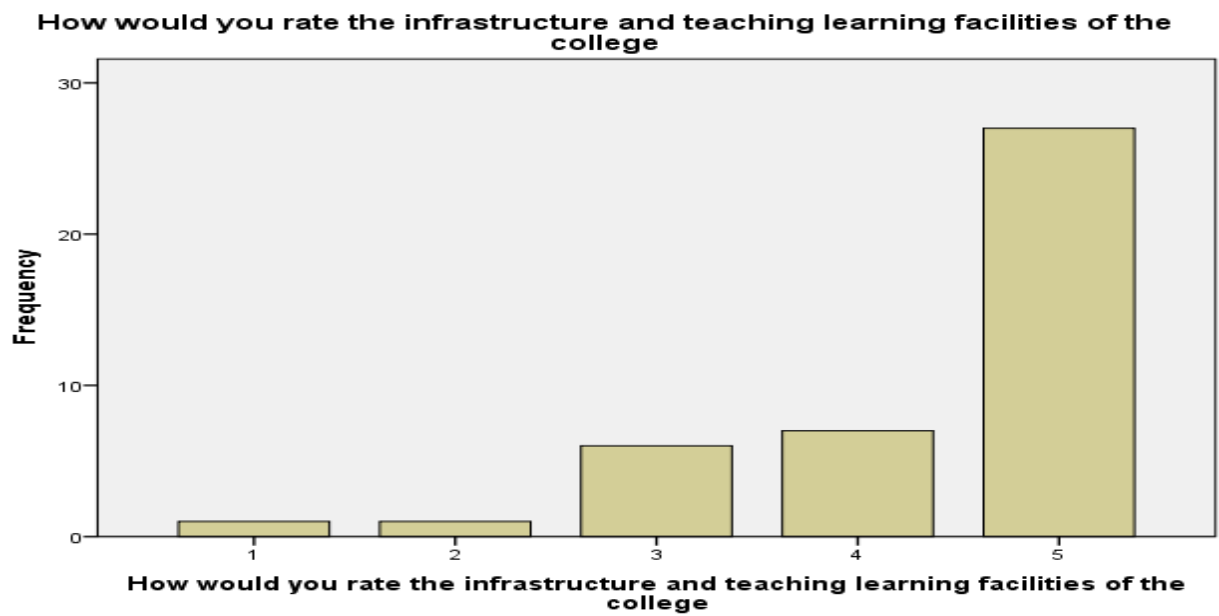
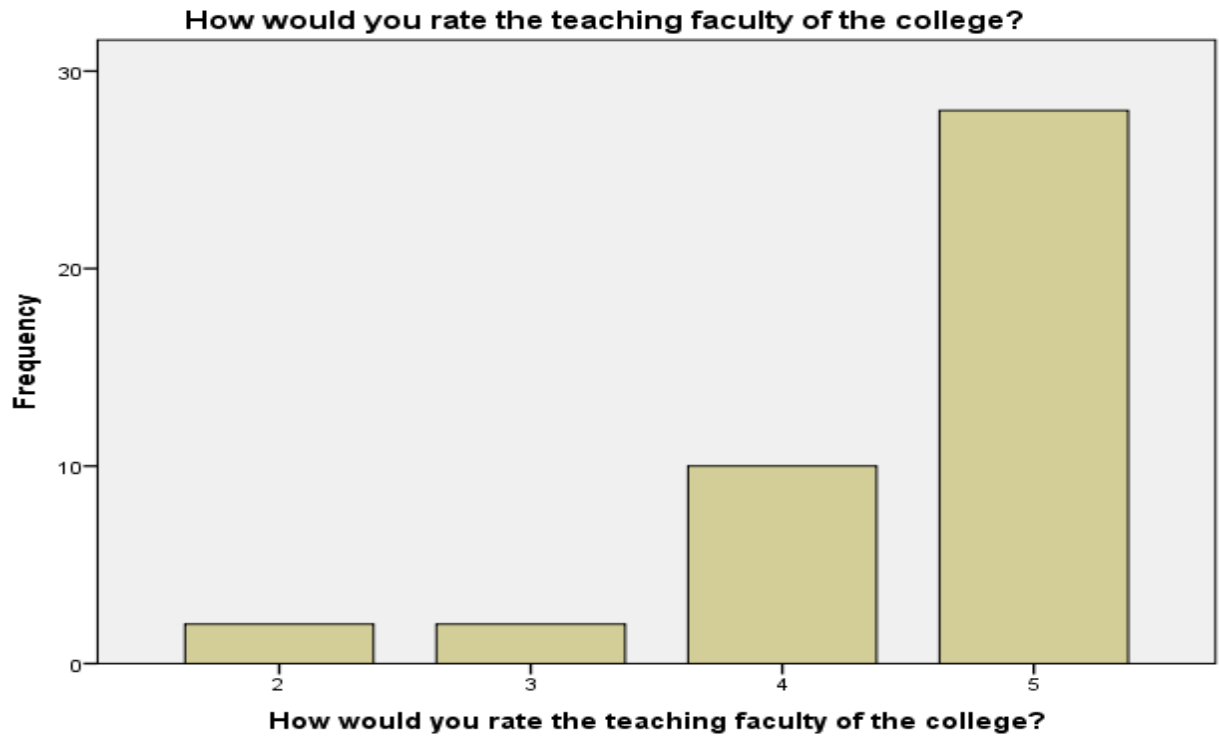
9. How would you rate the career counselling provided to students in the college					
		Frequency	Percent	Valid Percent	Cumulative Percent
Valid	1	2	4.8	4.8	4.8
	2	2	4.8	4.8	9.5
	3	12	28.6	28.6	38.1
	4	12	28.6	28.6	66.7
	5	14	33.3	33.3	100.0
	Total	42	100.0	100.0	

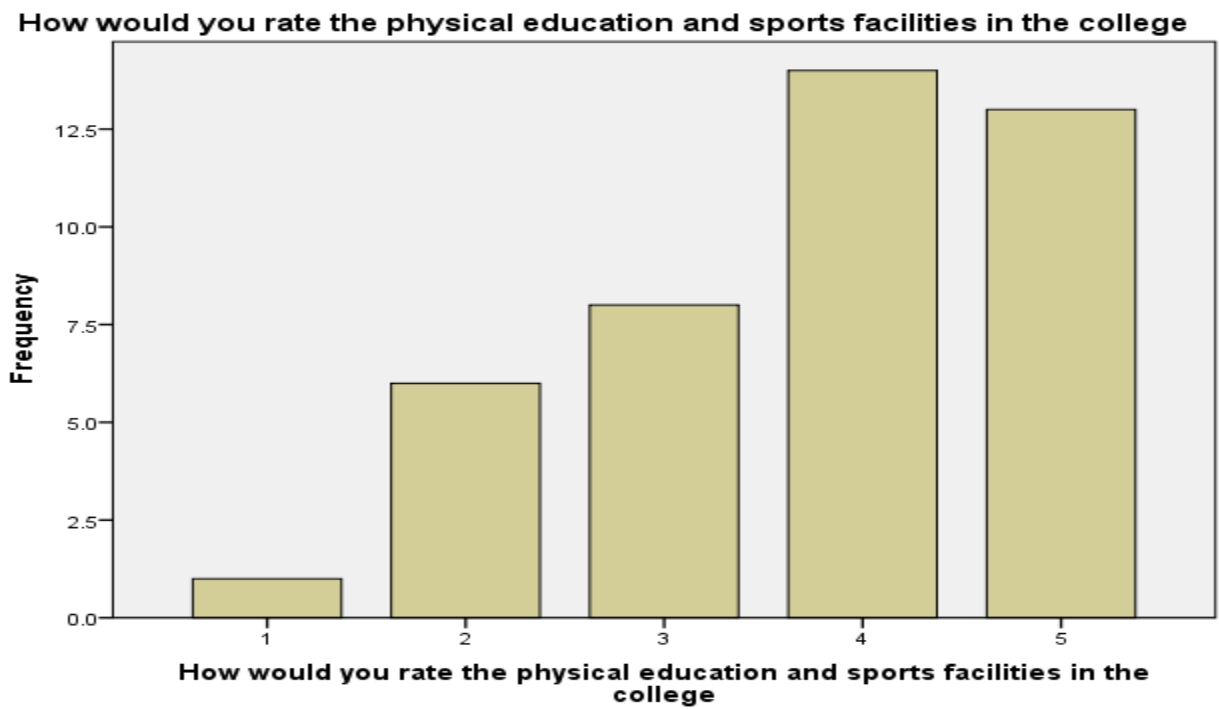
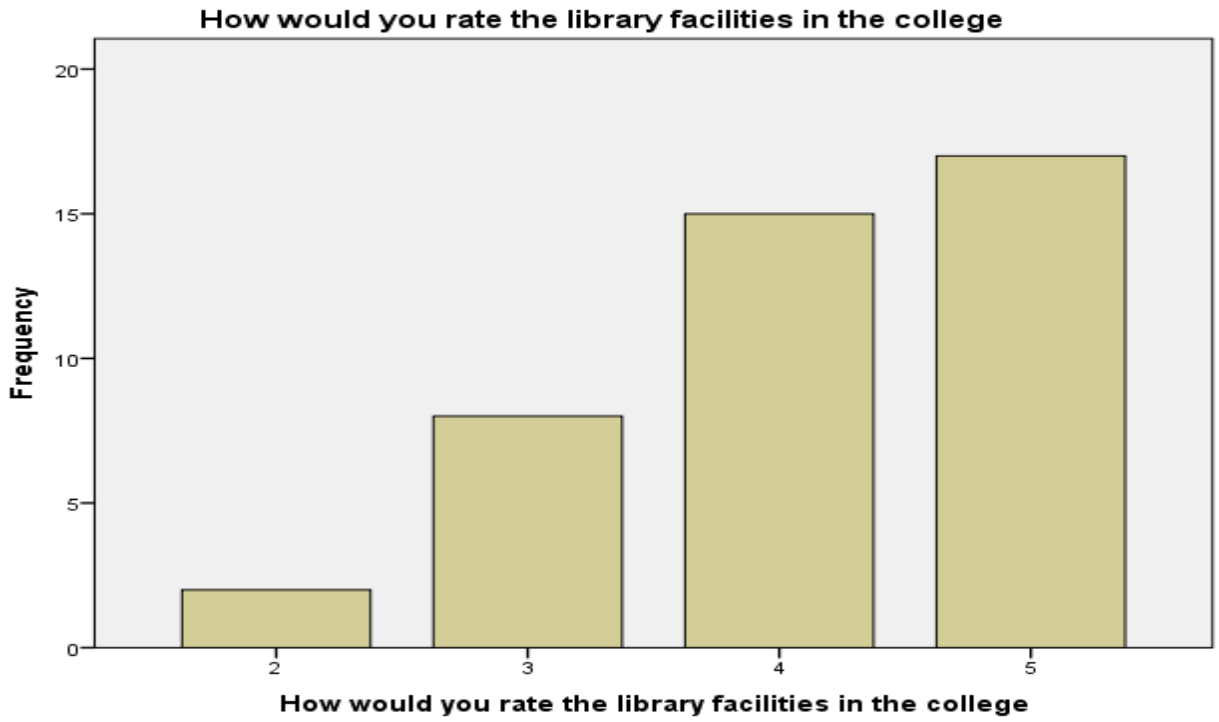
10. How would you rate the admission process in the college					
		Frequency	Percent	Valid Percent	Cumulative Percent
Valid	1	2	4.8	4.8	4.8
	2	1	2.4	2.4	7.1
	3	7	16.7	16.7	23.8
	4	15	35.7	35.7	59.5
	5	17	40.5	40.5	100.0
	Total	42	100.0	100.0	

11. How would you rate the examination and evaluation process in the college					
		Frequency	Percent	Valid Percent	Cumulative Percent
Valid	1	1	2.4	2.4	2.4
	2	1	2.4	2.4	4.8
	3	5	11.9	11.9	16.7
	4	14	33.3	33.3	50.0
	5	21	50.0	50.0	100.0
	Total	42	100.0	100.0	

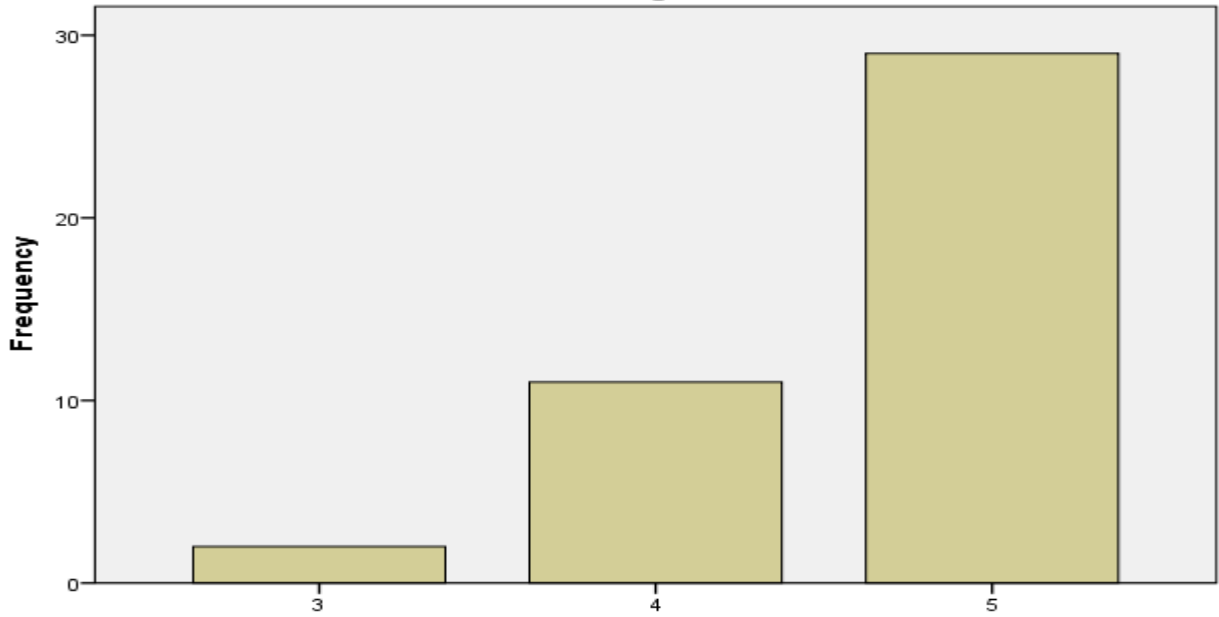
12. The alumni members have been involved in contributing to the development of the college:					
		Frequency	Percent	Valid Percent	Cumulative Percent
Valid	1	2	4.8	4.8	4.8
	2	1	2.4	2.4	7.1
	3	8	19.0	19.0	26.2
	4	10	23.8	23.8	50.0
	5	21	50.0	50.0	100.0
	Total	42	100.0	100.0	





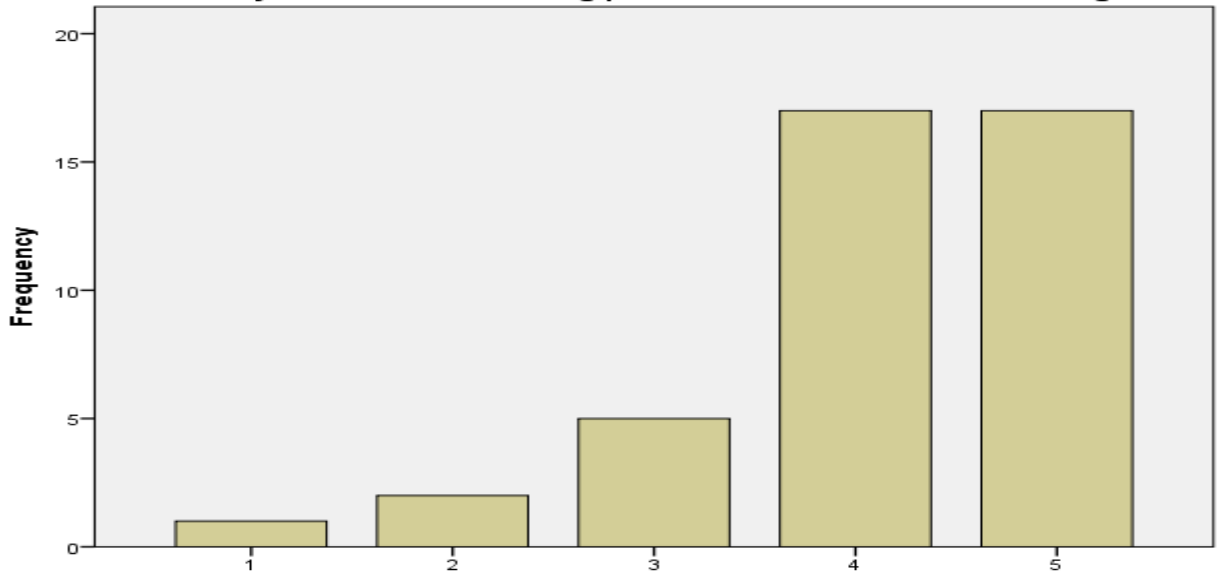


How would you rate the development of the college in recent years after you left the college



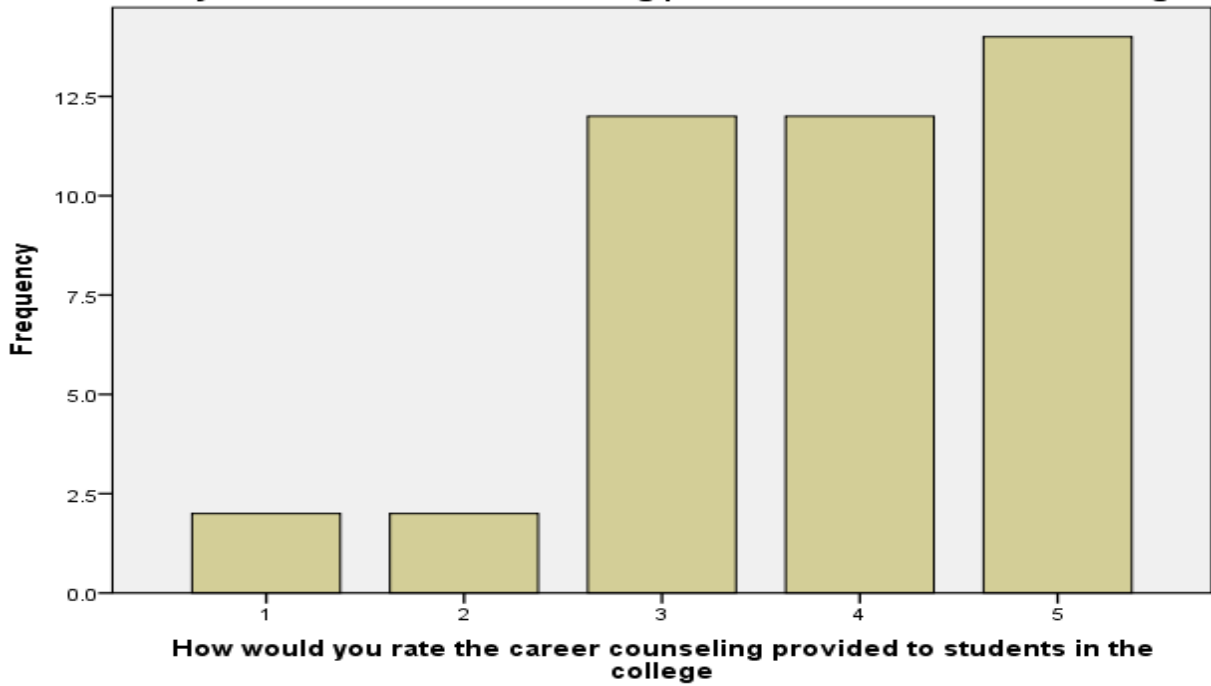
How would you rate the development of the college in recent years after you left the college

How would you rate the mentoring provided to students in the college

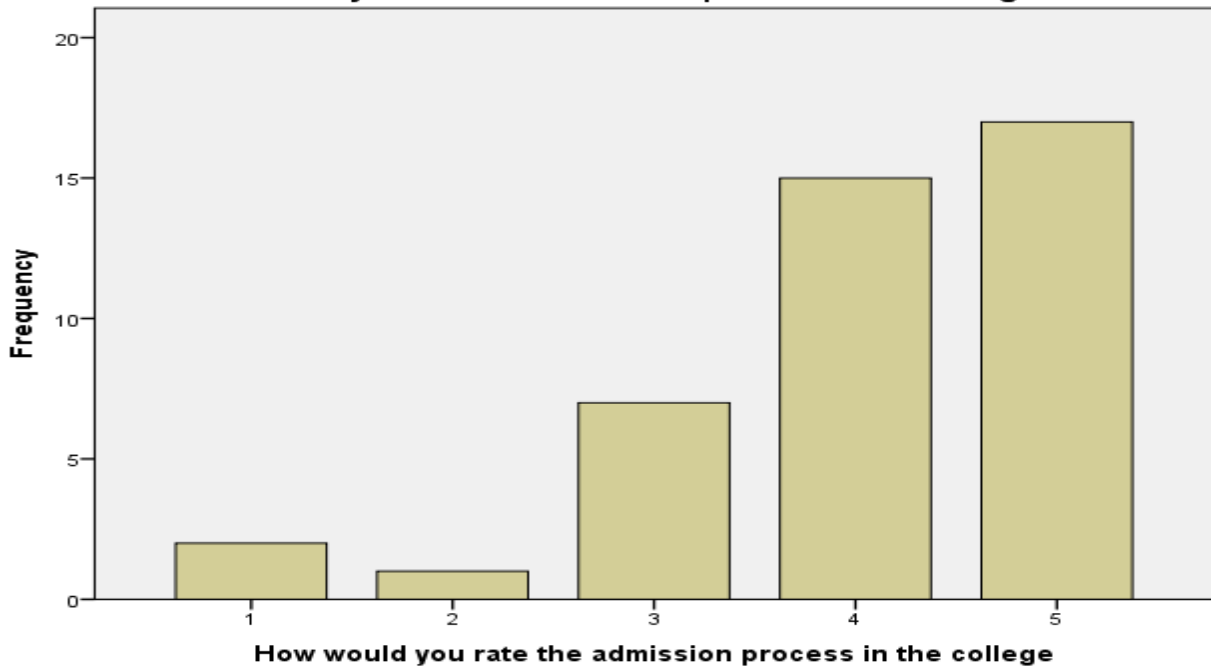


How would you rate the mentoring provided to students in the college

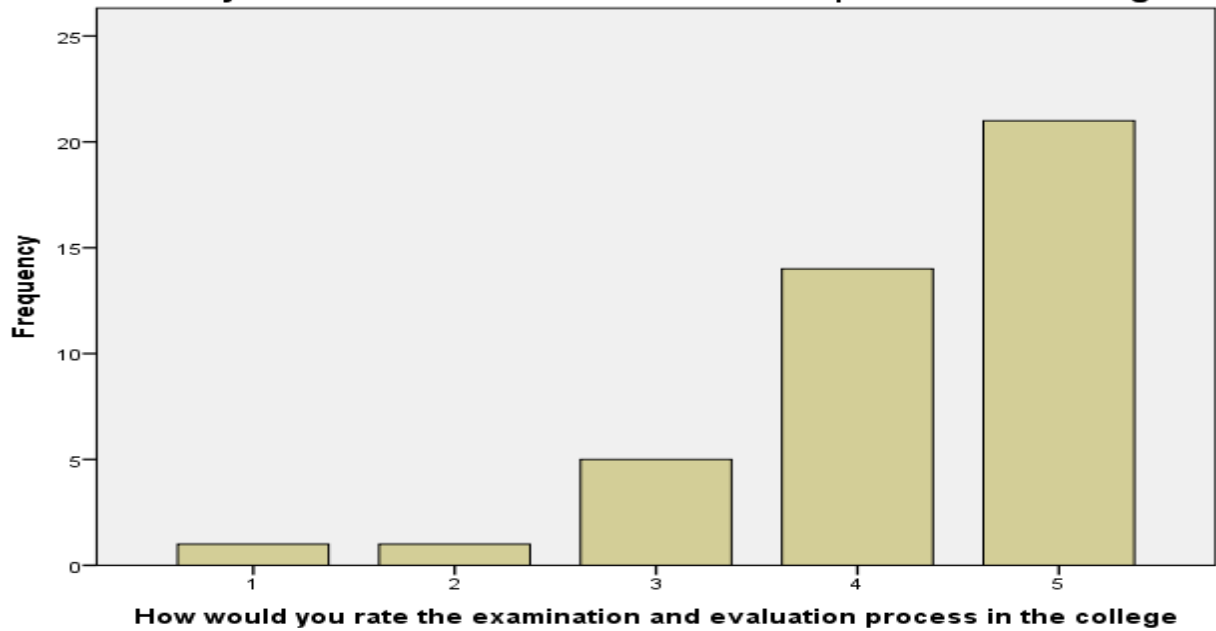
How would you rate the career counseling provided to students in the college



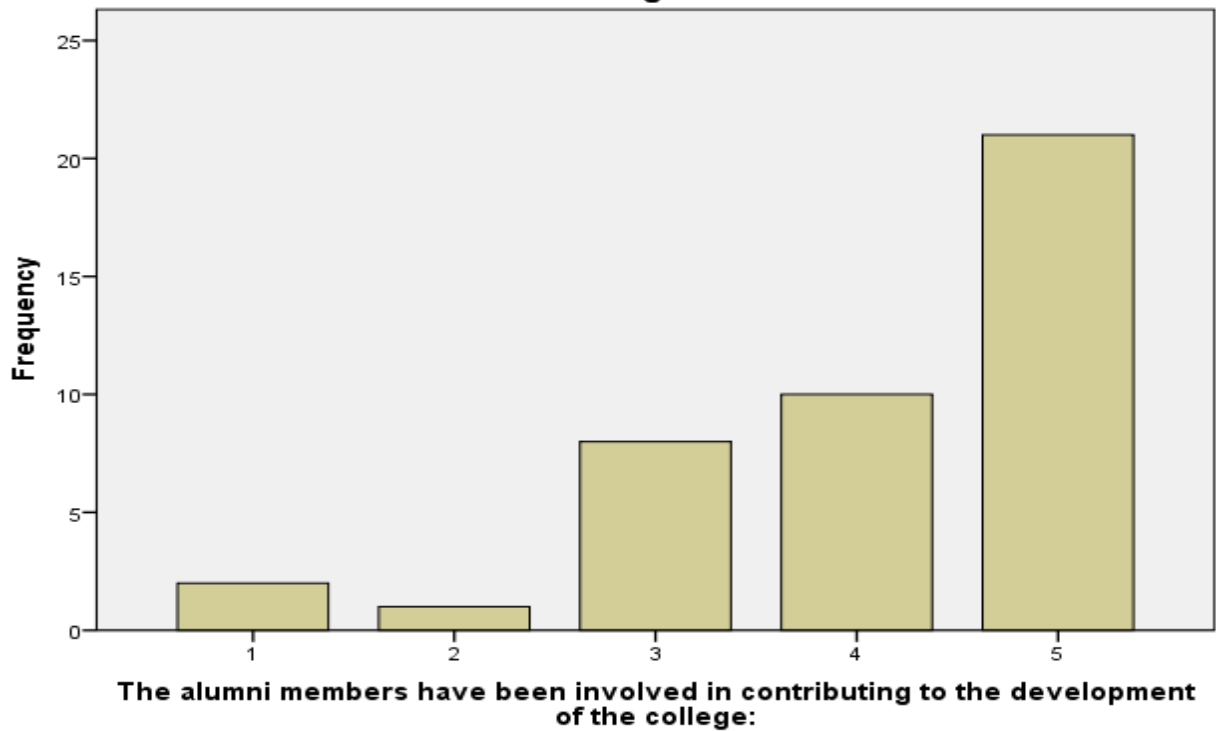
How would you rate the admission process in the college



How would you rate the examination and evaluation process in the college

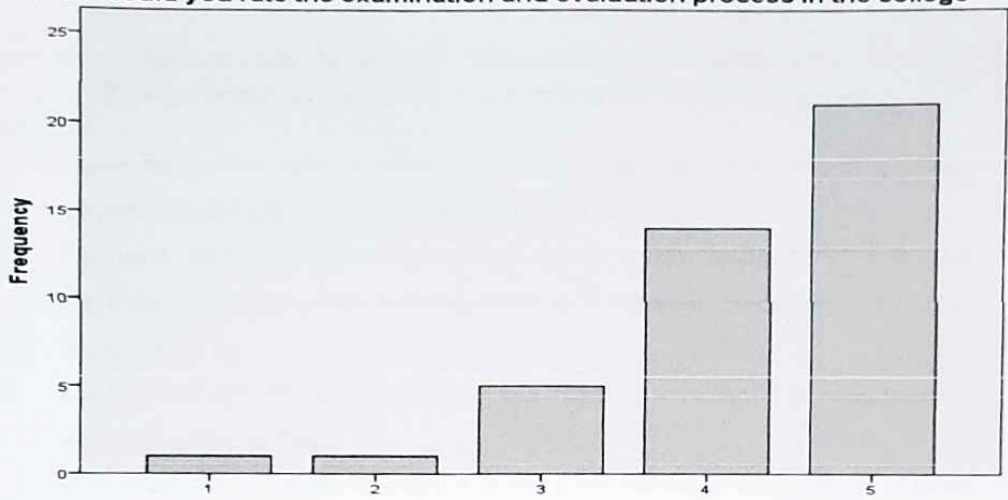


The alumni members have been involved in contributing to the development of the college:



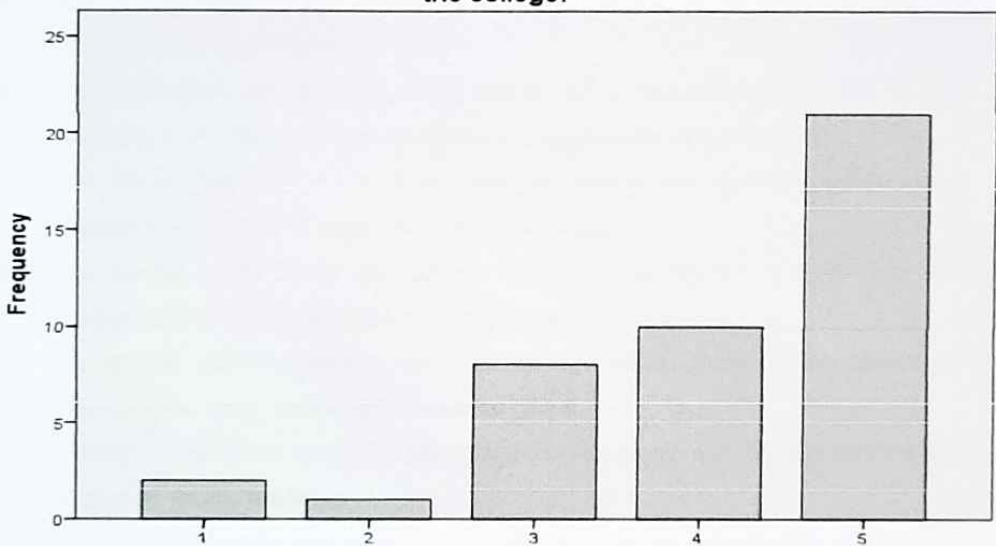
**COORDINATOR
IQAC**

How would you rate the examination and evaluation process in the college



How would you rate the examination and evaluation process in the college

The alumni members have been involved in contributing to the development of the college:



The alumni members have been involved in contributing to the development of the college:


COORDINATOR
IQAC

Annexure V: Detailed report of Alumni feedback in the academic session 2022-23.

The feedback report submitted by the alumni shows that the courses taught in the programme are as per the requirements of the market. The course taught meets the expectation of the students.

- I. On the basis of the report of alumni feedback it is concluded that the courses which are skill oriented helps in the skill development of the students.
- II. The report submitted by the alumni shows that the syllabus of the different courses taught are as per the current market demands as it helps the students to fetch jobs in the market.
- III. The feedback report of the alumni shows that they have a wonderful teaching learning experience at the institute.
- IV. On the basis of the alumni feedback it is concluded that the courses and the syllabus of the courses is as per the need of the job. It helped the alumni to fetch the jobs in the market.
- V. The courses taught at the institute have much relevance in the market and has too much real life applications.
- VI. The report submitted by alumni shows that the college has sufficient number of books available in the library to meet the need and requirements of the students.
- VII. The alumni feedback report shows that the college has excellent infrastructure resources in the form of classrooms and laboratories.
- VIII. The alumni report shows that college conducts sufficient no of field visits and industrial visits for the practical orientation of the students.
- IX. As per the alumni feedback report the college always supports the studnts by providing the study material of the courses taught.
- X. The report submitted shows that the college has not proper and efficient training and placement for the students.
- XI. The report shows that the college overall offers an excellent combination of courses in the different programmes.
- XII. The report submitted by the alumni shows that the syllabus of the different courses taught are as per the current market demands as it helps the students to fetch jobs in the market.
- XIII. The report submitted by the alumni shows that there is need for little modification of the syllabi of the courses taught to make them more relevant and job oriented.

- XIV. The alumni report shows that there is need for the improvement in the teaching and learning process.
- XV. The alumni feedback shows that the students who have passed from this college consider themselves as lucky and proud alumni.
- XVI. The feedback report shows that the college organized so many programmes for the overall personality development of the students.
- XVII. The report shows that they always ready and willing to participate in any alumni activities of the college.
- XVIII. The feedback report shows that the college has proper and versatile mechanism for resolving the grievances of the students.
- XIX. The feedback report shows that the college has proper and versatile mechanism for resolving the grievances of the alumni.

**COORDINATOR
IQAC**

- XIV. The alumni report shows that there is need for the improvement in the teaching and learning process.
- XV. The alumni feedback shows that the students who have passed from this college consider themselves as lucky and proud alumni.
- XVI. The feedback report shows that the college organized so many programmes for the overall personality development of the students.
- XVII. The report shows that they always ready and willing to participate in any alumni activities of the college.
- XVIII. The feedback report shows that the college has proper and versatile mechanism for resolving the grievances of the students.
- XIX. The feedback report shows that the college has proper and versatile mechanism for resolving the grievances of the alumni.



COORDINATOR
IQAC

Annexure VI: Action Taken Report of Student's, Teacher's, Alumni's Feedback of the Year 2022.

On the basis of feedback submitted by all the stakeholders, the following decisions have been taken by the college administration regarding the quality initiatives, sustenance and enhancement of the Teaching Learning Process:

1. The Academic monitoring Committee has been constituted by the college administration. The role of committee has to monitor the academic activities particularly the daily routine of Class work.
2. College administration has directed the Heads and Coordinator's to submit the daily reports of Class work for smooth functioning of academic activities.
3. College Student's welfare club has been constituted regarding the collection of grievances and queries from the students.
4. The discipline Committee has been constituted by the college administration. The role of committee has to maintain the discipline of the college.
5. It had been decided that the current academic session 2022 be nominated as "Year of Academic Excellence". In this academic session, several quality initiatives have been taken for improving the academic excellence within the institution.
6. It had been decided that several collaborations, linkages and MOU's shall be conducted with reputed industries and agencies.
7. Furthermore, it was decided to collect the course Review and Completion Certificates from the students, teachers and departments at the end of the semester.
8. The college administration decided to organize several workshops, conferences and seminars for implementation of NEP 2020 in the academic session 2022.
9. College administration has directed the Heads and Coordinator's to aware and counselling the students regarding the NEP 2020.

Submitted to Competent authority for kind perusal and information.

COORDINATOR

IQAC

Copy to:

1. Principal Govt. Degree College Pulwama for information.
2. Coordinator IQAC for information.
3. Office Records

PRINCIPAL

Annexure VI: Action Taken Report of Student's, Teacher's, Alumni's Feedback of the Year 2022.

On the basis of feedback submitted by all the stakeholders, the following decisions have been taken by the college administration regarding the quality initiatives, sustenance and enhancement of the Teaching Learning Process:

1. The Academic monitoring Committee has been constituted by the college administration. The role of committee has to monitor the academic activities particularly the daily routine of Class work.
2. College administration has directed the Heads and Coordinator's to submit the daily reports of Class work for smooth functioning of academic activities.
3. College Student's welfare club has been constituted regarding the collection of grievances and queries from the students.
4. The discipline Committee has been constituted by the college administration. The role of committee has to maintain the discipline of the college.
5. It had been decided that the current academic session 2022 be nominated as "Year of Academic Excellence". In this academic session, several quality initiatives have been taken for improving the academic excellence within the institution.
6. It had been decided that several collaborations, linkages and MOU's shall be conducted with reputed industries and agencies.
7. Furthermore, it was decided to collect the course Review and Completion Certificates from the students, teachers and departments at the end of the semester.
8. The college administration decided to organize several workshops, conferences and seminars for implementation of NEP 2020 in the academic session 2022.
9. College administration has directed the Heads and Coordinator's to aware and counselling the students regarding the NEP 2020.

Submitted to Competent authority for kind perusal and information.



**COORDINATOR
IQAC**



PRINCIPAL

Copy to:

1. Principal Govt. Degree College Pulwama for information.
2. Coordinator IQAC for information.
3. Office Records